

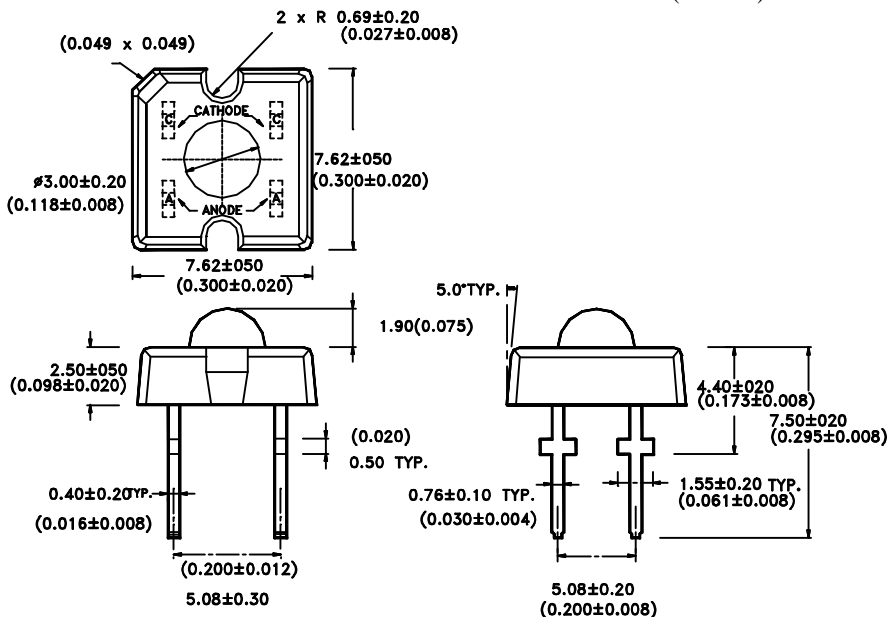
**Description**

The MVL-904SG , utilizes a new generation of solid state LED emitters which combine highly efficient InGaN material with SiC substrate .

The package is water clear type .

**Package Dimensions**

Unit: mm ( inches )



**Features**

- Ultra - brightness
- Low power consumption
- TTL compatible
- Reliable

**NOTES:**

1. Dimensions are in millimeter(inches).
2. Dimensions without tolerances are nominal.

**Absolute Maximum Ratings**

@ T<sub>A</sub>=25°C

Parameter	Symbol	Maximum Rating	Unit
Power Dissipation	P <sub>ad</sub>	150	mW
Continuous Forward Current	I <sub>af</sub>	40	mA
Reverse Voltage	V <sub>R</sub>	5	V
Operating Temperature Range	T <sub>opr</sub>	-20°C to +80°C	
Storage Temperature Range	T <sub>stg</sub>	-30°C to +100°C	
Solder temperature 1.6 mm from body for 5 seconds at 260°C			

## Optical-Electrical Characteristics

@ T<sub>A</sub>=25°C

Parameter	Test Conditions	Symbol	Min .	Typ .	Max .	Unit .
Total Flux	I <sub>F</sub> =40mA	I <sub>V</sub>	250	580	-	mlm
Forward Voltage	I <sub>F</sub> =40mA	V <sub>F</sub>	-	4.0	4.5	V
Reverse Current	V <sub>R</sub> =5V	I <sub>R</sub>	-	-	10	μA
Wavelength	I <sub>F</sub> =20mA	λ <sub>p</sub> /λ <sub>d</sub>	-	502/505	-	nm
Viewing Angle	I <sub>F</sub> =20mA	2θ <sub>1/2</sub>	-	40	-	deg.

## Typical Optical-Electrical Characteristic Curves

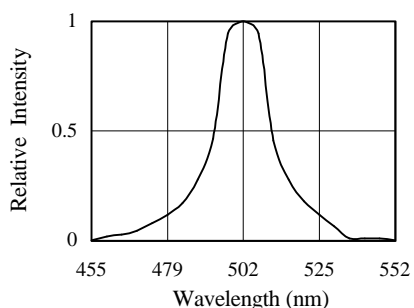


FIG.1 SPECTRAL DISTRIBUTION

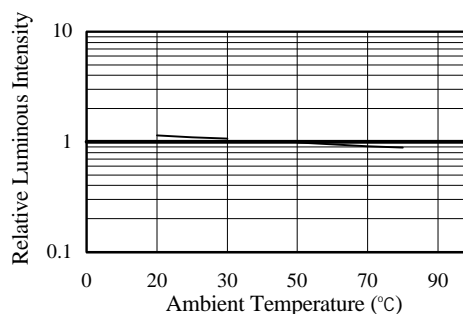


FIG.2 LUMINOUS INTENSITY VS. AMBIENT TEMPERATURE

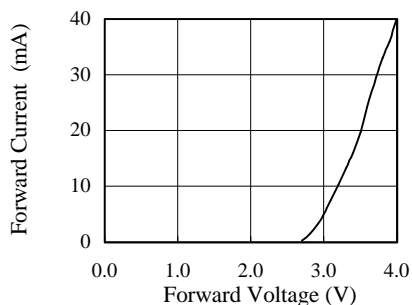


FIG.3 FORWARD CURRENT VS. FORWARD VOLTAGE

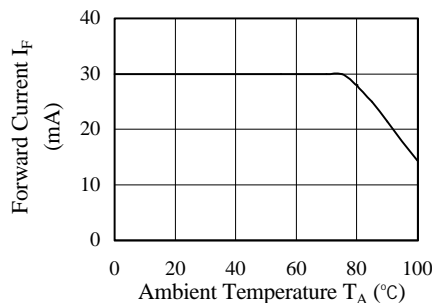


FIG.4 RELATIVE RADIANT INTENSITY VS. AMBIENT TEMPERATURE

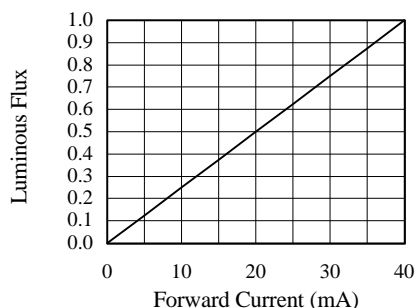


FIG.5 RELATIVE RADIANT INTENSITY VS. FORWARD CURRENT

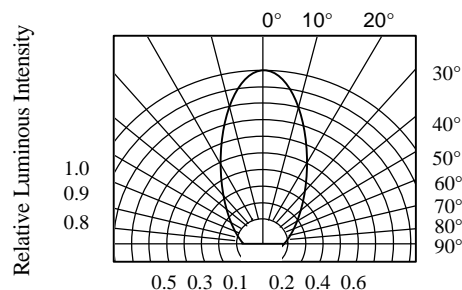


FIG.6 RADIATION DIAGRAM